



### District Report Card: 2017


<b>State:</b> Himachal Pradesh	<b>District:</b> Bilaspur (h.p.)
<b>Class:</b> 3	<b>Subject:</b> Language
<b>Schools:</b> 61	<b>Students:</b> 517


### Participation/Coverage


#### Students

<div>GENDER</div> <div></div>	Boys		Girls	
	Number	%	Number	%
	267	51.64	250	48.36

<div>AREA</div> <div></div>	Rural		Urban	
	Number	%	Number	%
	486	94.00	31	6.00

<div>CATEGORY</div> <div></div>	SC		ST		OBC		GEN	
	Number	%	Number	%	Number	%	Number	%
	196	37.91	33	6.38	35	6.77	253	48.94

<div>CWSN</div> <div></div>	LD	VI	HI	S&LD	ID	Oth
	4	4	0	3	3	5

<div>Management</div> <div></div>	Government		Government-aided	
	Number	%	Number	%
	517	100.00	0	0.00

### Average Performance of Students in Language (%)

Overall	Gender		Area		Management		Social Group			
	Male	Female	Rural	Urban	Govt.	Aided	SC	ST	OBC	GEN
73.36	73.51	73.20	72.81	81.94	73.36	0.00	71.43	71.11	79.81	74.26

## Performance on Learning Outcomes (LOs)

Learning Outcomes	Description	Average Performance(%)
L304	Reads small texts with comprehension i.e., identifies main ideas, details, sequence and draws conclusions	73.64
L312	Reads printed scripts on the classroom walls: poems, posters, charts etc.	72.80

Range of Performance of Students who Answered Correctly							
Below 30%		30% - 50%		50% - 75%		Above 75%	
Number	%	Number	%	Number	%	Number	%
10	1.93	66	12.77	181	35.01	260	50.29

## Lowest Performing Learning Outcomes (LOs)

1 - Reads printed scripts on the classroom walls: poems, posters, charts etc. (72.80)

2 - Reads small texts with comprehension i.e., identifies main ideas, details, sequence and draws conclusions (73.64)